ORDERING GUIDE
Spring Balanced Loading Arms

The Right Connection®

Section 1: Customer Information

Distributor name: _____ Distributor city, state: _____

Distributor contact: _____ Distributor email: _____

Customer code: _____ End user name: _____

Section 2: Spring Type

☐ Standard torsion



☐ Compact torsion

☐ Compression



* For counterweight or cantilever options see counterweight ordering guide

Section 3: Configuration(s)

☐ A-frame

Horizontal

☐ Fixed reach

☐ Telescoping

(Leg A only available in one standard telescoping length)

☐ Horizontal hose loader
(elbow at apex, no apex swivel)

☐ Hose handler

☐ Scissor

Supported boom*

☐ A-Frame (pictured)

☐ Horizontal

Unsupported boom*

☐ A-Frame

☐ Horizontal (pictured)

☐ Bottom transfer*
(boom style with no leg B)

☐ Right-hand

☐ Top load

☐ Left-hand

☐ Bottom load



☐ Vertical upfeed inlet

☐ Horizontal upfeed inlet



☐ Vertical downfeed inlet



☐ Horizontal downfeed inlet



* If supported boom, unsupported boom, or bottom transfer, also choose from below

Base swivel feed

☐ Upfeed

☐ Downfeed

☐ No preference

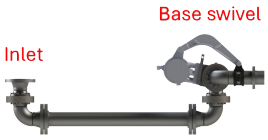

Custom options are available. Contact Dixon Specialty Products at 888.226.4673 or dspsales@dixonvalve.com.

Section 4: Leg Measurements and Materials

Measure legs as indicated in graphic below - centerline of swivel to centerline of swivel (standard), and round to the nearest inch. If measuring flange to flange (non-standard), **PLEASE NOTE** somewhere on this page. Please be sure to refer to A, B, and Boom/Scissor legs correctly, as indicated in the graphic below.

Leg A length: _____ Material: ☐ carbon steel ☐ aluminum ☐ 316 stainless steel

Leg B length: _____ Material: ☐ carbon steel ☐ aluminum ☐ 316 stainless steel ☐ composite hose ☐ metal hose

Boom/Scissor leg length: _____ Material: ☐ carbon steel ☐ aluminum (scissor only) ☐ 316 stainless steel

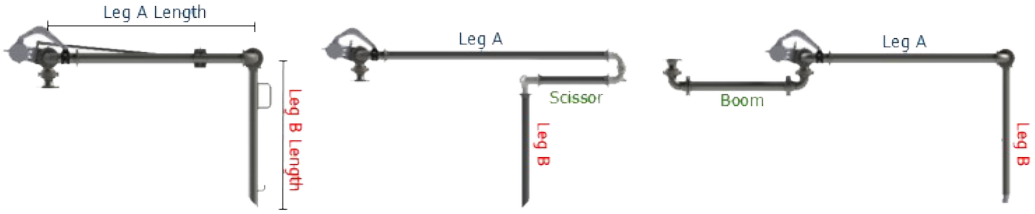

Section 5: Load Arm Information

a. Quantity: _____

b. Pipe size: ☐ 2" ☐ 3" ☐ 4" ☐ 6" ☐ other : _____ "

c. Base swivel: ☐ split flange style ☐ V-ring style (carbon steel only)

NOTE: Swivel materials are based on leg materials. For non-standard requests, please contact the factory.

d. Riser stand pipe connection: ☐ Class 150 ANSI flange ☐ Class 300 ANSI flange ☐ other : _____

e. Type of media: ☐ asphalt ☐ fuel ☐ other : _____

f. Seals (Dixon can recommend based on media): ☐ Nitrile rubber ☐ PTFE ☐ FKM-A ☐ FDA nitrile ☐ Low temperature FKM ☐ EPDM ☐ other: _____

g. Environment conditions: Temperature range _____ °F to _____ °F Operating PSI : _____

h. End connections (check all that apply):

- ☐ 45° pipe cut
- ☐ API coupler w/ flange extension
- ☐ tee-deflector
- ☐ male NPT
- ☐ other: _____
- ☐ cam & groove coupler
- ☐ cam & groove adapter
- ☐ diffuser
- ☐ dry disconnect (DDC)
- ☐ dry break coupler (DBC)
- ☐ TTMA flange

i. Add-ons (check all that apply):

- ☐ top loading valve
- ☐ top loading valve w/ remote handle kit
- ☐ butterfly (Wet-R-Dri™) valve
- ☐ split flange locking mechanism
- ☐ loading arm handle
- ☐ top loading lock bar
- ☐ hose cover
- ☐ replacement flange kit (extra line item)
- ☐ replacement seal kit (extra line item)
- ☐ sight glass
- ☐ D-handle
- ☐ ball handle
- ☐ bucket hook
- ☐ safety breakaway
- ☐ grounding
- ☐ heat tracing
- ☐ color coded TTMA ext. color (s): _____
- ☐ other : _____

j. Site limitations, such as distance from ceiling or roof to riser pipe:

_____

k. Additional items being added by the customer and estimated weight:

_____

Notes:

_____

_____

Custom options are available. Contact us at dspsales@dixonvalve.com.

Dixon Specialty Products

225 Talbot Blvd.
Chestertown, MD 21620
ph: 888.226.4673
fx: 410.778.1958
dixonvalve.com

© 2023 DVCC • LAOG323_inhouse